

Town of FLOWER MOUND

2017 RESIDENT SURVEY RESULTS

Flower Mound residents were surveyed in March as part of the Town's ongoing commitment to service. Below are a few highlights. Download the full report at www.flower-mound.com/citizensurvey.

OVERALL QUALITY OF LIFE

Quality of Life

95%

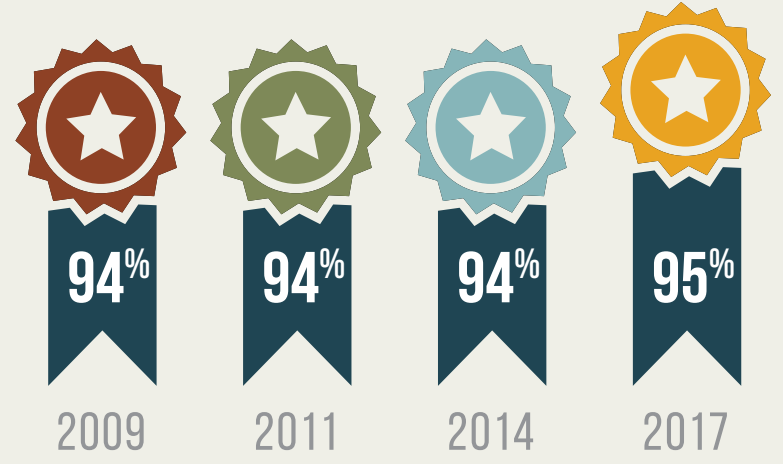
Excellent or Good
(53% Excellent, 42% Good, 5% Fair, 0% Poor)

Place to Live

96%

Excellent or Good
(66% Excellent, 29% Good, 4% Fair, 0% Poor)

Quality of Life Approval Trend



Town Safety



What They are Saying:

88% are "somewhat" or "very likely" to remain in Flower Mound for the next 5 years

95% are "somewhat" or "very likely" to recommend living in Flower Mound if asked

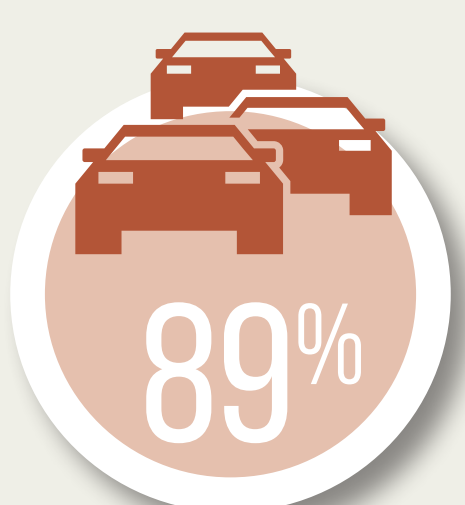
FOCUS AREAS FOR NEXT 2 YEARS



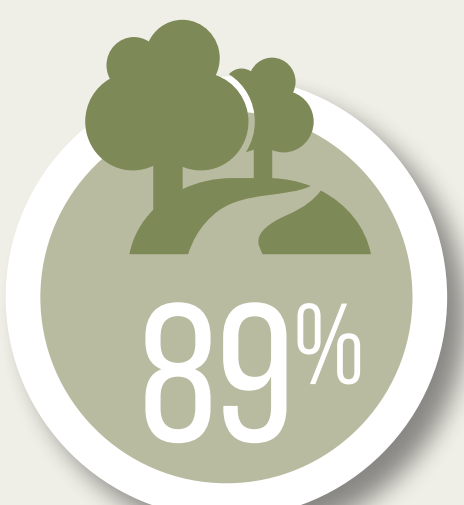
Overall feeling of safety



Overall town economic health



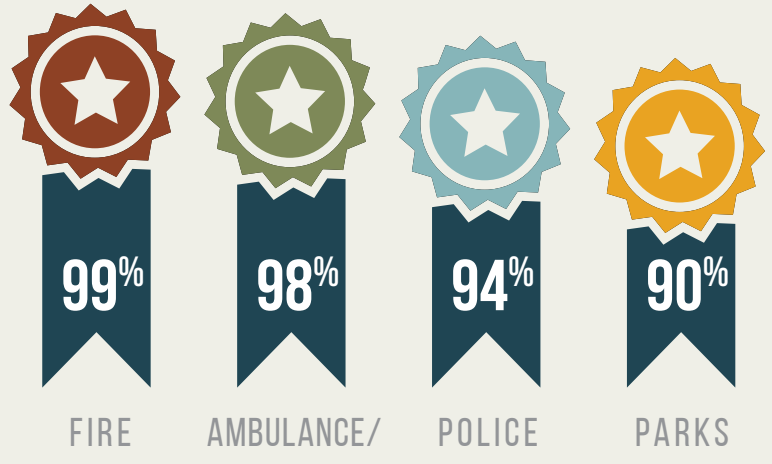
Overall ease of getting where you need to go



Overall quality of natural environment

QUALITY OF TOWN SERVICES

Ratings of Town Services



Overall Quality of Town Services

88%

Improved Ratings of Town Services



What They are Saying:

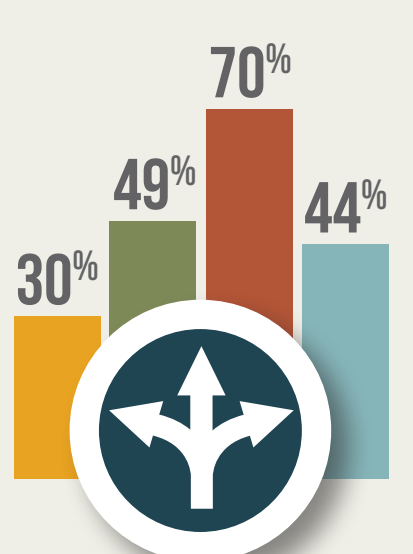
97% say Flower Mound as a place to raise children is "good" or "excellent"

91% say Health and Wellness services in Flower Mound are "good" or "excellent"

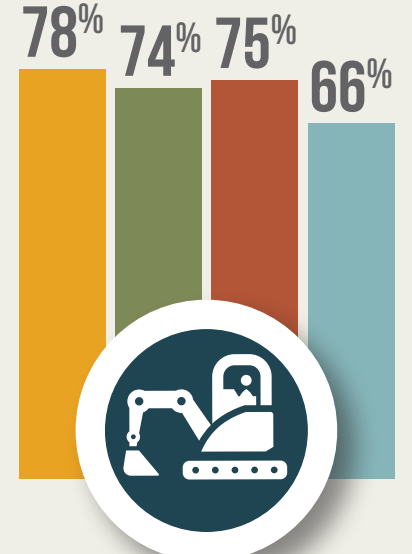
87% say overall customer service by Flower Mound employees is "good" or "excellent"

ITEMS TO MONITOR

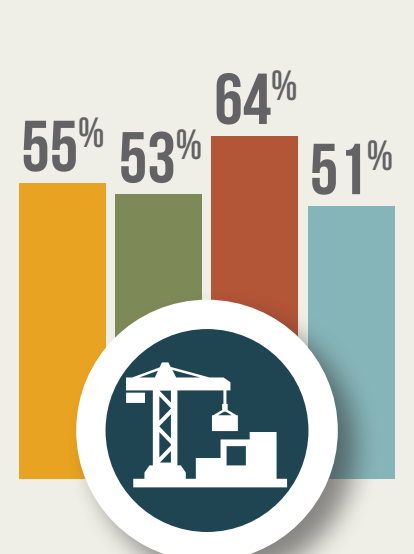
And the Town will also be monitoring satisfaction with:



Traffic flow on major streets




Overall quality of new development



Land use, planning and zoning

2009 2011 2014 2017



Report Conclusion

The report concluded that Flower Mound residents enjoy a livable community with a high quality of life. Residents gave solid ratings to Flower Mound's overall safety and economy, while identifying both as an important focus.