

Town of Flower Mound

The Monthly Comprehensive Financial Report (CMFR) will not be prepared for September 2016 as the information contained would be prior to the annual audit and differ from the Comprehensive Annual Financial Report (CAFR) which will be presented to the Town Council in March 2017.


This report is the Unaudited Investment Committee Report for the quarter ended September 30, 2016 which is usually distributed in the CMFR for compliance with the Public Funds Investment Act, Section 22.56.005 (PFIA).

INVESTMENT COMMITTEE REPORT

For the Quarter and Year Ended September 30, 2016

The Investment Committee Report contains internal management reports for the Town of Flower Mound's (Town) investment program which is in compliance with the policies and strategies as contained the Town's Investment Policy as approved by Resolution No. 16-15 and also in compliance with Section 2256.005 of the Public Funds Investment Act (PFIA).

In accordance with the PFIA, Section 2256.023(i), all members of the Town's Investment Committee are required to disclose to the Texas Ethics Commission and the governing body, any personal business relationships with entities or individuals who are offering, have offered, or may offer to engage in an investment transaction with the Town. The disclosure certificates are included in the management report.



September 30, 2016

Ethics Commission Texas
P. O. Box 12070
Austin, Texas 78711-2070

Re: Disclosure under the Public Funds Investment Act

To Whom It May Concern:


Please find enclosed the original certificates signed by all investment officers of the Town of Flower Mound, Texas certifying compliance as required by the Section 2256.023 of the Internal Management Reports of the Public Funds Investment Act and the Town of Flower Mound's Investment Policy.

If you have any questions, please do not hesitate to call me at 972-874-6024.

Sincerely,

Julie Taylor
Director of Treasury Operations

Enclosures



MEMORANDUM

Date: September 30, 2016

To: Mayor Thomas Hayden and members of the Town Council

From: Town Investment Committee Member


Subject: Disclosure under the Public Funds Investment Act

As a member of the Investment Committee for the Town of Flower Mound, I submit this disclosure of my relationships with entities or individuals who are offering, have offered, or may offer to engage in an investment transaction with the Town of Flower Mound as of the date of this memorandum, in compliance with the Public Funds Investment Act and with the Town of Flower Mound's Investment Policy.

1. I have the following "personal business relationships" with individuals or entities, who are offering to engage, have offered to engage or may offer to engage in an investment transaction with the Town of Flower Mound.
 - (a) I own (a) ten percent (10%) or more of the voting stock or shares or (b) \$5,000 or more of the fair market value of the following business organizations: None
 - (b) I have received from the following business organizations funds that exceed ten percent (10%) of my gross income for the previous year: None
 - (c) I acquired from the following business organizations during the previous year investments with a book value of \$2,500 or more for my personal account. None
2. I am related within the second degree of affinity (marriage) or consanguinity (blood) as determined by Chapter 573, Government Code, to the following individuals who are seeking, have sought or may seek to sell an investment to the Town of Flower Mound: None
3. I acknowledge that this disclosure will be filed with the Mayor and Town Council of the Town of Flower Mound and the Texas Ethics Commission.



Debra Wallace
Deputy Town Manager/Chief Financial Officer



MEMORANDUM

Date: September 30, 2016

To: Mayor Thomas Hayden and members of the Town Council

From: Town Investment Committee Member


Subject: Disclosure under the Public Funds Investment Act

As a member of the Investment Committee for the Town of Flower Mound, I submit this disclosure of my relationships with entities or individuals who are offering, have offered, or may offer to engage in an investment transaction with the Town of Flower Mound as of the date of this memorandum, in compliance with the Public Funds Investment Act and with the Town of Flower Mound's Investment Policy.

1. I have the following "personal business relationships" with individuals or entities, who are offering to engage, have offered to engage or may offer to engage in an investment transaction with the Town of Flower Mound.
 - (a) I own (a) ten percent (10%) or more of the voting stock or shares or (b) \$5,000 or more of the fair market value of the following business organizations: None
 - (b) I have received from the following business organizations funds that exceed ten percent (10%) of my gross income for the previous year: None
 - (c) I acquired from the following business organizations during the previous year investments with a book value of \$2,500 or more for my personal account. None
2. I am related within the second degree of affinity (marriage) or consanguinity (blood) as determined by Chapter 573, Government Code, to the following individuals who are seeking, have sought or may seek to sell an investment to the Town of Flower Mound: None
3. I acknowledge that this disclosure will be filed with the Mayor and Town Council of the Town of Flower Mound and the Texas Ethics Commission.



Tammy Wilson
Executive Director of Financial Services



MEMORANDUM

Date: September 30, 2016

To: Mayor Thomas Hayden and members of the Town Council

From: Town Investment Committee Member

Subject: Disclosure under the Public Funds Investment Act

As a member of the Investment Committee for the Town of Flower Mound, I submit this disclosure of my relationships with entities or individuals who are offering, have offered, or may offer to engage in an investment transaction with the Town of Flower Mound as of the date of this memorandum, in compliance with the Public Funds Investment Act and with the Town of Flower Mound's Investment Policy.

1. I have the following "personal business relationships" with individuals or entities, who are offering to engage, have offered to engage or may offer to engage in an investment transaction with the Town of Flower Mound.
 - (a) I own (a) ten percent (10%) or more of the voting stock or shares or (b) \$5,000 or more of the fair market value of the following business organizations: None
 - (b) I have received from the following business organizations funds that exceed ten percent (10%) of my gross income for the previous year: None
 - (c) I acquired from the following business organizations during the previous year investments with a book value of \$2,500 or more for my personal account: JPMorgan Chase
2. I am related within the second degree of affinity (marriage) or consanguinity (blood) as determined by Chapter 573, Government Code, to the following individuals who are seeking, have sought or may seek to sell an investment to the Town of Flower Mound: None
3. I acknowledge that this disclosure will be filed with the Mayor and Town Council of the Town of Flower Mound and the Texas Ethics Commission.



Julie Taylor
Director of Treasury Operations

Town of Flower Mound Investment Portfolio Summary for the Quarter Ending 09/30/2016

<u>Fund Type</u>		<u>Par</u> <u>Value</u>		<u>Book</u> <u>Value</u>		<u>Market</u> <u>Value</u>		<u>Accrued</u> <u>Interest</u>
(Town Portfolio)								
Operating Funds	Value at 6/30/2016	\$ 71,175,978	\$	\$ 71,167,168	\$	\$ 71,161,303	\$	\$ 32,702
	Net Change *	\$ (7,410,559)	\$	\$ (7,415,867)	\$	\$ (7,412,764)	\$	\$ 35,400
	Value at 09/30/2016	\$ 63,765,419	\$	\$ 63,751,301	\$	\$ 63,748,539	\$	\$ 68,102
Capital Project Funds	Value at 6/30/2016	\$ 44,196,842	\$	\$ 44,290,279	\$	\$ 44,292,627	\$	\$ 9,896
	Net Change*	\$ 13,350,975	\$	\$ 13,385,566	\$	\$ 13,384,500	\$	\$ 109,301
	Value at 09/30/2016	\$ 57,547,817	\$	\$ 57,675,845	\$	\$ 57,677,127	\$	\$ 119,197
Debt Service Reserve Fund (1)	Value at 6/30/2016	\$ -	\$	\$ -	\$	\$ -	\$	\$ -
	Net Change	\$ -	\$	\$ -	\$	\$ -	\$	\$ -
	Value at 09/30/2016	\$ -	\$	\$ -	\$	\$ -	\$	\$ -
Riverwalk Public Improvement Dist #1	Value at 6/30/2016	\$ 2,936,946	\$	\$ 2,936,946	\$	\$ 2,936,946	\$	\$ -
	Net Change	\$ 2,771	\$	\$ 2,771	\$	\$ 2,771	\$	\$ -
	Value at 09/30/2016	\$ 2,939,717	\$	\$ 2,939,717	\$	\$ 2,939,717	\$	\$ -
Town Total	Value at 6/30/2016	\$ 118,309,766	\$	\$ 118,394,393	\$	\$ 118,390,876	\$	\$ 42,598
	Net Change	\$ 5,943,187	\$	\$ 5,972,470	\$	\$ 5,974,507	\$	\$ 144,701
	Value at 09/30/2016	\$ 124,252,953	\$	\$ 124,366,863	\$	\$ 124,365,383	\$	\$ 187,299

Note: The Operating Funds portfolio contains investments for the Operating Funds, Special Revenue Funds, Debt Service Funds and the Employee Benefit Fund.

(1) Outstanding revenue debt refunded April 2016. Per bond covenant, the Debt Service Reserve Fund is no longer required and was transferred to Utility Fund.

The Quarterly Compliance Report contains internal management reports for the Town of Flower Mound's (Town's) investment program which is in compliance with the policies and strategies as contained the Town's investment Policy as approved by Resolution No. 16-15.

Debra Wallace
Debra Wallace
Assistant Town Manager/CFO

Tammy Wilson
Tammy Wilson
Executive Director of Financial Services

Julie Taylor
Julie Taylor
Director of Treasury Operations



The Town of Flower Mound Inventory by Maturity Report September 30, 2016

Town of Flower Mound
2121 Cross Timbers Road
Flower Mound, Texas 75028
(972)874-6024

CUSIP	Investment #	Fund	Sec. Type	Issuer	Purchase Date	Book Value	Current Rate	Maturity Date	Maturity Amount	Total Days	Par Value	YTM		Days to Maturity
												360	365	
SYS334	980-334	980	LA3	TexSTAR	10/01/2015	11,664,261.70	0.412		11,664,261.70	1	11,664,261.70	0.407	0.412	1
SYS980-59	980-59	980	LA1	TexPool Investment Pool	10/01/2015	10,101,156.95	0.380		10,101,156.95	1	10,101,156.95	0.375	0.380	1
SYS238	982-238	982	LA3	TexSTAR	10/01/2015	15,765,368.82	0.412		15,765,368.82	1	15,765,368.82	0.407	0.412	1
SYS982-61	982-61	982	LA1	TexPool Investment Pool	10/01/2015	21,968,448.25	0.380		21,968,448.25	1	21,968,448.25	0.375	0.380	1
SYS984-63	984-63	984	LA1	TexPool Investment Pool	10/01/2015	0.00	0.338		0.00	1	0.00	0.333	0.338	1
SYS336	986-336	986	LA1	TexPool Investment Pool	10/01/2015	2,939,716.87	0.380		2,939,716.87	1	2,939,716.87	0.375	0.380	1
385110638942E	980-371	980	BCD	Comerica Bank CDs	04/04/2016	5,000,000.00	0.370	10/03/2016	5,009,352.78	182	5,000,000.00	0.365	0.370	2
912828RM4	980-359	980	TRC	US Treasury Note	09/22/2015	5,002,256.94	1.000	10/31/2016	5,000,000.00	405	5,000,000.00	0.441	0.447	30
3130A3J70	980-372	980	FAC	Federal Home Loan Bank	06/15/2016	5,001,105.02	0.625	11/23/2016	5,000,000.00	161	5,000,000.00	0.465	0.472	53
3133XHZK1	982-365	982	FAC	Federal Home Loan Bank	01/28/2016	5,042,471.62	4.750	12/16/2016	5,000,000.00	323	5,000,000.00	0.645	0.654	76
912828SC5	982-380	982	TRC	US Treasury Note	09/15/2016	5,007,426.09	0.875	01/31/2017	5,000,000.00	138	5,000,000.00	0.420	0.426	122
31359M4D2	982-376	982	FAC	Federal National Mortgage	09/08/2016	4,893,943.46	5.000	02/13/2017	4,814,000.00	158	4,814,000.00	0.454	0.460	135
385111201625H	980-379	980	BCD	Comerica Bank CDs	09/02/2016	5,000,000.00	0.370	03/01/2017	5,000,000.00	180	5,000,000.00	0.365	0.370	151
313385DL7	980-373	980	AFD	Federal Home Loan Bank	06/15/2016	4,986,333.75	0.566	03/24/2017	5,000,000.00	282	5,000,000.00	0.575	0.583	174
912828K66	982-381	982	TRC	US Treasury Note	09/15/2016	4,998,187.21	0.500	04/30/2017	5,000,000.00	227	5,000,000.00	0.555	0.562	211
3130A5EP0	980-377	980	FAC	Federal Home Loan Bank	09/08/2016	5,001,483.33	0.625	05/30/2017	5,000,000.00	264	5,000,000.00	0.572	0.580	241
912828XJ4	980-382	980	TRC	US Treasury Note	09/21/2016	5,000,753.55	0.625	06/30/2017	5,000,000.00	282	5,000,000.00	0.596	0.605	272
912828TG5	980-383	980	TRC	US Treasury Note	09/21/2016	4,993,949.68	0.500	07/31/2017	5,000,000.00	313	5,000,000.00	0.637	0.646	303
385110638777F	980-375	980	BCD	Comerica Bank CDs	06/29/2016	2,000,000.00	0.600	09/29/2017	2,000,000.00	457	2,000,000.00	0.592	0.600	363
Subtotal and Average						124,366,863.24			124,262,305.37		124,252,952.59	0.449	0.456	77
Net Maturities and Average						124,366,863.24			124,262,305.37		124,252,952.59	0.449	0.456	77



The Town of Flower Mound
Texas Compliance Details
Sorted by Issuer
September 30, 2016

Town of Flower Mound
 2121 Cross Timbers Road
 Flower Mound, Texas 75028
 (972)874-6024

CUSIP	Investment #	Fund	Investment Type	Investment Class	Par Value	Maturity Date	Call Date	Current Rate	Market Price	Market Date	Market Value	Book Value
Issuer: Comerica Bank CDs												
385110638942E	980-371	980	Certificates of Deposit - Bank	Held	5,000,000.00	10/03/2016		0.370			5,000,000.00	5,000,000.00
385111201625H	980-379	980	Certificates of Deposit - Bank	Held	5,000,000.00	03/01/2017		0.370			5,000,000.00	5,000,000.00
385110638777F	980-375	980	Certificates of Deposit - Bank	Held	2,000,000.00	09/29/2017		0.600			2,000,000.00	2,000,000.00
				Subtotal	12,000,000.00						12,000,000.00	12,000,000.00
Issuer: Federal Home Loan Bank												
3133XHZK1	982-365	982	Federal Agency Coupon Securities	Held	5,000,000.00	12/16/2016		4.750	100.876	09/30/2016	5,043,815.00	5,042,471.62
3130A5EP0	980-377	980	Federal Agency Coupon Securities	Tradi	5,000,000.00	05/30/2017		0.625	100.022	09/30/2016	5,001,145.00	5,001,483.33
				Subtotal	10,000,000.00						10,044,960.00	10,043,954.95
Issuer: Federal Home Loan Bank												
3130A3J70	980-372	980	Federal Agency Coupon Securities	Held	5,000,000.00	11/23/2016		0.625	100.028	09/30/2016	5,001,445.00	5,001,105.02
313385DL7	980-373	980	Federal Agency Disc. -Amortizing	Held	5,000,000.00	03/24/2017		0.566	99.642	09/30/2016	4,982,100.00	4,986,333.75
				Subtotal	10,000,000.00						9,983,545.00	9,987,438.77
Issuer: Federal National Mortgage Assc												
31359M4D2	982-376	982	Federal Agency Coupon Securities	Held	4,814,000.00	02/13/2017		5.000	101.626	09/30/2016	4,892,275.64	4,893,943.46
				Subtotal	4,814,000.00						4,892,275.64	4,893,943.46
Issuer: US Treasury Note												
912828RM4	980-359	980	Treasury Coupon Securities	Held	5,000,000.00	10/31/2016		1.000	100.050	09/30/2016	5,002,535.00	5,002,256.94
912828SC5	982-380	982	Treasury Coupon Securities	Held	5,000,000.00	01/31/2017		0.875	100.164	09/30/2016	5,008,200.00	5,007,426.09
912828K66	982-381	982	Treasury Coupon Securities	Held	5,000,000.00	04/30/2017		0.500	99.980	09/30/2016	4,999,020.00	4,998,187.21
912828XJ4	980-382	980	Treasury Coupon Securities	Held	5,000,000.00	06/30/2017		0.625	100.015	09/30/2016	5,000,780.00	5,000,753.55
912828TG5	980-383	980	Treasury Coupon Securities	Held	5,000,000.00	07/31/2017		0.500	99.902	09/30/2016	4,995,115.00	4,993,949.68
				Subtotal	25,000,000.00						25,005,650.00	25,002,573.47
Issuer: TexPool Investment Pool												
SYS980-59	980-59	980	TexPool	Held	10,101,156.95			0.380			10,101,156.95	10,101,156.95
SYS982-61	982-61	982	TexPool	Held	21,968,448.25			0.380			21,968,448.25	21,968,448.25
SYS336	986-336	986	TexPool	Held	2,939,716.87			0.380			2,939,716.87	2,939,716.87

The Town of Flower Mound
Texas Compliance Details
September 30, 2016

CUSIP	Investment #	Fund	Investment Type	Investment Class	Par Value	Maturity Date	Call Date	Current Rate	Market Price	Market Date	Market Value	Book Value
				Subtotal	35,009,322.07						35,009,322.07	35,009,322.07
Issuer: TexSTAR												
SYS334	980-334	980	TexStar	Avail	11,664,261.70			0.412			11,664,261.70	11,664,261.70
SYS238	982-238	982	TexStar	Held	15,765,368.82			0.412			15,765,368.82	15,765,368.82
				Subtotal	27,429,630.52						27,429,630.52	27,429,630.52
				Total	124,252,952.59						124,365,383.23	124,366,863.24



The Town of Flower Mound
Texas Compliance Details
Sorted by Issuer
August 31, 2016

Town of Flower Mound
 2121 Cross Timbers Road
 Flower Mound, Texas 75028
 (972)874-6024

CUSIP	Investment #	Fund	Investment Type	Investment Class	Par Value	Maturity Date	Call Date	Current Rate	Market Price	Market Date	Market Value	Book Value
Issuer: Comerica Bank CDs												
385111201625G	980-374	980	Certificates of Deposit - Bank	Held	5,000,000.00	09/02/2016		0.300			5,000,000.00	5,000,000.00
385111008400E	980-370	980	Certificates of Deposit - Bank	Held	5,000,000.00	09/20/2016		0.370			5,000,000.00	5,000,000.00
385110638942E	980-371	980	Certificates of Deposit - Bank	Held	5,000,000.00	10/03/2016		0.370			5,000,000.00	5,000,000.00
385110638777F	980-375	980	Certificates of Deposit - Bank	Held	2,000,000.00	09/29/2017		0.600			2,000,000.00	2,000,000.00
				Subtotal	17,000,000.00						17,000,000.00	17,000,000.00
Issuer: Federal Home Loan Bank												
3133XHZK1	982-365	982	Federal Agency Coupon Securities	Held	5,000,000.00	12/16/2016		4.750	101.209	08/31/2016	5,060,485.00	5,059,460.26
				Subtotal	5,000,000.00						5,060,485.00	5,059,460.26
Issuer: Federal Home Loan Bank												
3130A3J70	980-372	980	Federal Agency Coupon Securities	Held	5,000,000.00	11/23/2016		0.625	100.030	08/31/2016	5,001,505.00	5,001,742.54
313385DL7	980-373	980	Federal Agency Disc. -Amortizing	Held	5,000,000.00	03/24/2017		0.566	99.620	08/31/2016	4,981,000.00	4,983,977.50
				Subtotal	10,000,000.00						9,982,505.00	9,985,720.04
Issuer: US Treasury Note												
912828RM4	980-359	980	Treasury Coupon Securities	Held	5,000,000.00	10/31/2016		1.000	100.109	08/31/2016	5,005,465.00	5,004,513.89
				Subtotal	5,000,000.00						5,005,465.00	5,004,513.89
Issuer: TexPool Investment Pool												
SYS980-59	980-59	980	TexPool	Held	20,566,651.58			0.374			20,566,651.58	20,566,651.58
SYS982-61	982-61	982	TexPool	Held	17,462,090.23			0.374			17,462,090.23	17,462,090.23
SYS336	986-336	986	TexPool	Held	2,938,799.26			0.374			2,938,799.26	2,938,799.26
				Subtotal	40,967,541.07						40,967,541.07	40,967,541.07
Issuer: TexSTAR												
SYS334	980-334	980	TexStar	Avail	17,858,808.12			0.399			17,858,808.12	17,858,808.12
SYS238	982-238	982	TexStar	Held	20,759,647.02			0.399			20,759,647.02	20,759,647.02
				Subtotal	38,618,455.14						38,618,455.14	38,618,455.14
				Total	116,585,996.21						116,634,451.21	116,635,690.40



The Town of Flower Mound
Texas Compliance Details
Sorted by Fund
September 30, 2016

Town of Flower Mound
 2121 Cross Timbers Road
 Flower Mound, Texas 75028
 (972)874-6024

CUSIP	Investment #	Fund	Issuer	Investment Class	Par Value	Maturity Date	Call Date	Current Rate	Market Price	Market Date	Market Value	Book Value
Fund: Operating Pooled Fun												
SYS334	980-334	980	TexSTAR	Avail	11,664,261.70			0.412			11,664,261.70	11,664,261.70
SYS980-59	980-59	980	TexPool Investment Pool	Held	10,101,156.95			0.380			10,101,156.95	10,101,156.95
385110638942E	980-371	980	Comerica Bank CDs	Held	5,000,000.00	10/03/2016		0.370			5,000,000.00	5,000,000.00
912828RM4	980-359	980	US Treasury Note	Held	5,000,000.00	10/31/2016		1.000	100.050	09/30/2016	5,002,535.00	5,002,256.94
3130A3J70	980-372	980	Federal Home Loan Bank	Held	5,000,000.00	11/23/2016		0.625	100.028	09/30/2016	5,001,445.00	5,001,105.02
385111201625H	980-379	980	Comerica Bank CDs	Held	5,000,000.00	03/01/2017		0.370			5,000,000.00	5,000,000.00
313385DL7	980-373	980	Federal Home Loan Bank	Held	5,000,000.00	03/24/2017		0.566	99.642	09/30/2016	4,982,100.00	4,986,333.75
912828XJ4	980-382	980	US Treasury Note	Held	5,000,000.00	06/30/2017		0.625	100.015	09/30/2016	5,000,780.00	5,000,753.55
912828TG5	980-383	980	US Treasury Note	Held	5,000,000.00	07/31/2017		0.500	99.902	09/30/2016	4,995,115.00	4,993,949.68
385110638777F	980-375	980	Comerica Bank CDs	Held	2,000,000.00	09/29/2017		0.600			2,000,000.00	2,000,000.00
3130A5EP0	980-377	980	Federal Home Loan Bank	Tradi	5,000,000.00	05/30/2017		0.625	100.022	09/30/2016	5,001,145.00	5,001,483.33
				Subtotal	63,765,418.65						63,748,538.65	63,751,300.92
Fund: Capital Projects Poo												
SYS982-61	982-61	982	TexPool Investment Pool	Held	21,968,448.25			0.380			21,968,448.25	21,968,448.25
SYS238	982-238	982	TexSTAR	Held	15,765,368.82			0.412			15,765,368.82	15,765,368.82
3133XHZK1	982-365	982	Federal Home Loan Bank	Held	5,000,000.00	12/16/2016		4.750	100.876	09/30/2016	5,043,815.00	5,042,471.62
912828SC5	982-380	982	US Treasury Note	Held	5,000,000.00	01/31/2017		0.875	100.164	09/30/2016	5,008,200.00	5,007,426.09
31359M4D2	982-376	982	Federal National Mortgage Assc	Held	4,814,000.00	02/13/2017		5.000	101.626	09/30/2016	4,892,275.64	4,893,943.46
912828K66	982-381	982	US Treasury Note	Held	5,000,000.00	04/30/2017		0.500	99.980	09/30/2016	4,999,020.00	4,998,187.21
				Subtotal	57,547,817.07						57,677,127.71	57,675,845.45
Fund: Riverwalk Public Imp												
SYS336	986-336	986	TexPool Investment Pool	Held	2,939,716.87			0.380			2,939,716.87	2,939,716.87
				Subtotal	2,939,716.87						2,939,716.87	2,939,716.87
				Total	124,252,952.59						124,365,383.23	124,366,863.24



The Town of Flower Mound
Texas Compliance Details
Sorted by Fund
August 31, 2016

Town of Flower Mound
 2121 Cross Timbers Road
 Flower Mound, Texas 75028
 (972)874-6024

CUSIP	Investment #	Fund	Issuer	Investment Class	Par Value	Maturity Date	Call Date	Current Rate	Market Price	Market Date	Market Value	Book Value
Fund: Operating Pooled Fun												
SYS334	980-334	980	TexSTAR	Avail	17,858,808.12			0.399			17,858,808.12	17,858,808.12
SYS980-59	980-59	980	TexPool Investment Pool	Held	20,566,651.58			0.374			20,566,651.58	20,566,651.58
385111201625G	980-374	980	Comerica Bank CDs	Held	5,000,000.00	09/02/2016		0.300			5,000,000.00	5,000,000.00
385111008400E	980-370	980	Comerica Bank CDs	Held	5,000,000.00	09/20/2016		0.370			5,000,000.00	5,000,000.00
385110638942E	980-371	980	Comerica Bank CDs	Held	5,000,000.00	10/03/2016		0.370			5,000,000.00	5,000,000.00
912828RM4	980-359	980	US Treasury Note	Held	5,000,000.00	10/31/2016		1.000	100.109	08/31/2016	5,005,465.00	5,004,513.89
3130A3J70	980-372	980	Federal Home Loan Bank	Held	5,000,000.00	11/23/2016		0.625	100.030	08/31/2016	5,001,505.00	5,001,742.54
313385DL7	980-373	980	Federal Home Loan Bank	Held	5,000,000.00	03/24/2017		0.566	99.620	08/31/2016	4,981,000.00	4,983,977.50
385110638777F	980-375	980	Comerica Bank CDs	Held	2,000,000.00	09/29/2017		0.600			2,000,000.00	2,000,000.00
				Subtotal	70,425,459.70						70,413,429.70	70,415,693.63
Fund: Capital Projects Poo												
SYS982-61	982-61	982	TexPool Investment Pool	Held	17,462,090.23			0.374			17,462,090.23	17,462,090.23
SYS238	982-238	982	TexSTAR	Held	20,759,647.02			0.399			20,759,647.02	20,759,647.02
3133XHZK1	982-365	982	Federal Home Loan Bank	Held	5,000,000.00	12/16/2016		4.750	101.209	08/31/2016	5,060,485.00	5,059,460.26
				Subtotal	43,221,737.25						43,282,222.25	43,281,197.51
Fund: Riverwalk Public Imp												
SYS336	986-336	986	TexPool Investment Pool	Held	2,938,799.26			0.374			2,938,799.26	2,938,799.26
				Subtotal	2,938,799.26						2,938,799.26	2,938,799.26
				Total	116,585,996.21						116,634,451.21	116,635,690.40