

## **Town of Flower Mound**

The Monthly Comprehensive Financial Report (CMFR) will not be prepared for September 2015 as the information contained would be prior to the annual audit and differ from the Comprehensive Annual Financial Report (CAFR) which will be presented to the Town Council in March 2016.


This report is the Unaudited Investment Committee Report for the quarter ended September 30, 2015 which is usually distributed in the CMFR for compliance with the Public Funds Investment Act, Section 22.56.005 (PFIA).

# **INVESTMENT COMMITTEE REPORT**

## **For the Quarter and Year Ended September 30, 2015**

The Investment Committee Report contains internal management reports for the Town of Flower Mound's (Town) investment program which is in compliance with the policies and strategies as contained the Town's Investment Policy as approved by Resolution No. 16-15 and also in compliance with Section 2256.005 of the Public Funds Investment Act (PFIA).

In accordance with the PFIA, Section 2256.023(i), all members of the Town's Investment Committee are required to disclose to the Texas Ethics Commission and the governing body, any personal business relationships with entities or individuals who are offering, have offered, or may offer to engage in an investment transaction with the Town. The disclosure certificates are included in the management report.



September 30, 2015

Ethics Commission Texas  
P. O. Box 12070  
Austin, Texas 78711-2070

***Re: Disclosure under the Public Funds Investment Act***

To Whom It May Concern:


Please find enclosed the original certificates signed by all investment officers of the Town of Flower Mound, Texas certifying compliance as required by the Section 2256.023 of the Internal Management Reports of the Public Funds Investment Act and the Town of Flower Mound's Investment Policy.

If you have any questions, please do not hesitate to call me at 972-874-6024.

Sincerely,

Julie Taylor  
Director of Treasury Operations

Enclosures



## MEMORANDUM

Date: September 30, 2015

To: Mayor Thomas Hayden and members of the Town Council

From: Town Investment Committee Member

Subject: Disclosure under the Public Funds Investment Act


---

As a member of the Investment Committee for the Town of Flower Mound, I submit this disclosure of my relationships with entities or individuals who are offering, have offered, or may offer to engage in an investment transaction with the Town of Flower Mound as of the date of this memorandum, in compliance with the Public Funds Investment Act and with the Town of Flower Mound's Investment Policy.

1. I have the following "personal business relationships" with individuals or entities, who are offering to engage, have offered to engage or may offer to engage in an investment transaction with the Town of Flower Mound.
  - (a) I own (a) ten percent (10%) or more of the voting stock or shares or (b) \$5,000 or more of the fair market value of the following business organizations: None
  - (b) I have received from the following business organizations funds that exceed ten percent (10%) of my gross income for the previous year: None
  - (c) I acquired from the following business organizations during the previous year investments with a book value of \$2,500 or more for my personal account: None
2. I am related within the second degree of affinity (marriage) or consanguinity (blood) as determined by Chapter 573, Government Code, to the following individuals who are seeking, have sought or may seek to sell an investment to the Town of Flower Mound: None
3. I acknowledge that this disclosure will be filed with the Mayor and Town Council of the Town of Flower Mound and the Texas Ethics Commission.

---

**Jimmy Stathatos**  
Town Manager



## MEMORANDUM

Date: September 30, 2015  
To: Mayor Thomas Hayden and members of the Town Council  
From: Town Investment Committee Member  
Subject: Disclosure under the Public Funds Investment Act


---

As a member of the Investment Committee for the Town of Flower Mound, I submit this disclosure of my relationships with entities or individuals who are offering, have offered, or may offer to engage in an investment transaction with the Town of Flower Mound as of the date of this memorandum, in compliance with the Public Funds Investment Act and with the Town of Flower Mound's Investment Policy.

1. I have the following "personal business relationships" with individuals or entities, who are offering to engage, have offered to engage or may offer to engage in an investment transaction with the Town of Flower Mound.
  - (a) I own (a) ten percent (10%) or more of the voting stock or shares or (b) \$5,000 or more of the fair market value of the following business organizations: None
  - (b) I have received from the following business organizations funds that exceed ten percent (10%) of my gross income for the previous year: None
  - (c) I acquired from the following business organizations during the previous year investments with a book value of \$2,500 or more for my personal account. None
2. I am related within the second degree of affinity (marriage) or consanguinity (blood) as determined by Chapter 573, Government Code, to the following individuals who are seeking, have sought or may seek to sell an investment to the Town of Flower Mound: None
3. I acknowledge that this disclosure will be filed with the Mayor and Town Council of the Town of Flower Mound and the Texas Ethics Commission.

---

**Debra Wallace**  
**Assistant Town Manager/Chief Financial Officer**



## MEMORANDUM

Date: September 30, 2015  
To: Mayor Thomas Hayden and members of the Town Council  
From: Town Investment Committee Member  
Subject: Disclosure under the Public Funds Investment Act

---

As a member of the Investment Committee for the Town of Flower Mound, I submit this disclosure of my relationships with entities or individuals who are offering, have offered, or may offer to engage in an investment transaction with the Town of Flower Mound as of the date of this memorandum, in compliance with the Public Funds Investment Act and with the Town of Flower Mound's Investment Policy.

1. I have the following "personal business relationships" with individuals or entities, who are offering to engage, have offered to engage or may offer to engage in an investment transaction with the Town of Flower Mound.
  - (a) I own (a) ten percent (10%) or more of the voting stock or shares or (b) \$5,000 or more of the fair market value of the following business organizations: None
  - (b) I have received from the following business organizations funds that exceed ten percent (10%) of my gross income for the previous year: None
  - (c) I acquired from the following business organizations during the previous year investments with a book value of \$2,500 or more for my personal account: JPMorgan Chase
2. I am related within the second degree of affinity (marriage) or consanguinity (blood) as determined by Chapter 573, Government Code, to the following individuals who are seeking, have sought or may seek to sell an investment to the Town of Flower Mound: None
3. I acknowledge that this disclosure will be filed with the Mayor and Town Council of the Town of Flower Mound and the Texas Ethics Commission.

  
\_\_\_\_\_  
**Julie Taylor**  
Director of Treasury Operations

## Town of Flower Mound Investment Portfolio Summary for the Quarter Ending 09/30/2015

<u>Fund Type</u>		<u>Par</u> <u>Value</u>		<u>Book</u> <u>Value</u>		<u>Market</u> <u>Value</u>		<u>Accrued</u> <u>Interest</u>
<b><u>(Town Portfolio)</u></b>								
Operating Funds	Value at 06/30/2015	\$ 66,131,075	\$	\$ 66,201,708	\$	\$ 66,196,395	\$	47,822
	Net Change *	\$ (4,586,884)	\$	\$ (4,577,327)	\$	\$ (4,568,064)	\$	43,928
	Value at 09/30/2015	\$ 61,544,191	\$	\$ 61,624,381	\$	\$ 61,628,331	\$	91,750
Capital Project Funds	Value at 06/30/2015	\$ 35,921,661	\$	\$ 35,947,757	\$	\$ 35,945,228	\$	23,466
	Net Change*	\$ 8,456,263	\$	\$ 8,455,470	\$	\$ 8,454,966	\$	15,359
	Value at 09/30/2015	\$ 44,377,924	\$	\$ 44,403,227	\$	\$ 44,400,194	\$	38,825
Debt Service Reserve Fund	Value at 06/30/2015	\$ 1,227,068	\$	\$ 1,227,068	\$	\$ 1,227,068	\$	3,218
	Net Change	\$ 42	\$	\$ 42	\$	\$ 42	\$	806
	Value at 09/30/2015	\$ 1,227,110	\$	\$ 1,227,110	\$	\$ 1,227,110	\$	4,024
Riverwalk Public Improvement Dist #1	Value at 06/30/2015	\$ 2,930,714	\$	\$ 2,930,714	\$	\$ 2,930,714	\$	-
	Net Change	\$ 540	\$	\$ 540	\$	\$ 540	\$	-
	Value at 09/30/2015	\$ 2,931,254	\$	\$ 2,931,254	\$	\$ 2,931,254	\$	-
<b>Town Total</b>	Value at 06/30/2015	\$ 103,279,804	\$	\$ 103,376,533	\$	\$ 103,368,691	\$	74,506
	Net Change	\$ 3,869,421	\$	\$ 3,878,185	\$	\$ 3,886,944	\$	60,093
	Value at 09/30/2015	\$ 110,080,479	\$	\$ 110,185,972	\$	\$ 110,186,889	\$	134,599

Note: The Operating Funds portfolio contains investments for the Operating Funds, Special Revenue Funds, Debt Service Funds and the Employee Benefit Fund.

The Quarterly Compliance Report contains internal management reports for the Town of Flower Mound's (Town's) investment program which is in compliance with the policies and strategies as contained the Town's investment Policy as approved by Resolution No. 13-14.

Debra Wallace  
Debra Wallace  
Assistant Town Manager/CFO

Tammy Wilson  
Tammy Wilson  
Executive Director of Financial Services

Julie Taylor  
Julie Taylor  
Director of Treasury Operations



## The Town of Flower Mound Inventory by Maturity Report September 30, 2015

Town of Flower Mound  
2121 Cross Timbers Road  
Flower Mound, Texas 75028  
(972)874-6024

CUSIP	Investment #	Fund	Sec. Type	Issuer	Purchase Date	Book Value	Current Rate	Maturity Date	Maturity Amount	Total Days	Par Value	YTM		Days to Maturity
												360	365	
SYS334	980-334	980	LA3	TexSTAR	10/01/2014	15,011,025.18	0.099		15,011,025.18	1	15,011,025.18	0.098	0.099	1
SYS980-59	980-59	980	LA1	TexPool Investment Pool	10/01/2014	10,533,166.13	0.085		10,533,166.13	1	10,533,166.13	0.084	0.085	1
SYS238	982-238	982	LA3	TexSTAR	10/01/2014	8,908,721.39	0.099		8,908,721.39	1	8,908,721.39	0.098	0.099	1
SYS982-61	982-61	982	LA1	TexPool Investment Pool	10/01/2014	20,469,202.51	0.085		20,469,202.51	1	20,469,202.51	0.084	0.085	1
SYS984-63	984-63	984	LA1	TexPool Investment Pool	10/01/2014	227,109.71	0.085		227,109.71	1	227,109.71	0.084	0.085	1
SYS336	986-336	986	LA1	TexPool Investment Pool	10/01/2014	2,931,253.89	0.085		2,931,253.89	1	2,931,253.89	0.084	0.085	1
313384MR7	980-354	980	AFD	Federal Home Loan Bank	04/09/2015	4,999,873.33	0.152	10/07/2015	5,000,000.00	181	5,000,000.00	0.154	0.156	6
31398A4M1	982-356	982	FAC	Federal National Mortgage	04/22/2015	5,005,081.52	1.625	10/26/2015	5,000,000.00	187	5,000,000.00	0.158	0.160	25
3130A3QM9	980-355	980	FAC	Federal Home Loan Bank	04/09/2015	5,000,283.33	0.250	12/09/2015	5,000,000.00	244	5,000,000.00	0.217	0.220	69
385110638777C	980-337	980	BCD	Comerica Bank CDs	06/29/2014	1,000,000.00	0.320	12/29/2015	1,000,000.00	548	1,000,000.00	0.316	0.320	89
385110638777C	984-339	984	BCD	Comerica Bank CDs	06/29/2014	1,000,000.00	0.320	12/29/2015	1,000,000.00	548	1,000,000.00	0.316	0.320	89
385110638942C	980-340	980	BCD	Comerica Bank CDs	07/01/2014	5,000,000.00	0.320	01/05/2016	5,000,000.00	553	5,000,000.00	0.320	0.324	96
912828B82	982-360	982	TRC	US Treasury Note	09/22/2015	5,002,949.22	0.250	02/29/2016	5,000,000.00	160	5,000,000.00	0.106	0.108	151
313375RN9	982-357	982	FAC	Federal Home Loan Bank	07/31/2015	5,017,272.73	1.000	03/11/2016	5,000,000.00	224	5,000,000.00	0.219	0.222	162
385111008400D	980-361	980	BCD	Comerica Bank CDs	09/24/2015	5,000,000.00	0.150	03/24/2016	5,000,000.00	182	5,000,000.00	0.148	0.150	175
912828QF0	980-352	980	TRC	US Treasury Note	04/07/2015	5,050,241.00	2.000	04/30/2016	5,000,000.00	389	5,000,000.00	0.259	0.263	212
385111201625F	980-358	980	BCD	Comerica Bank CDs	09/02/2015	5,000,000.00	0.180	06/02/2016	5,000,000.00	274	5,000,000.00	0.178	0.180	245
912828RM4	980-359	980	TRC	US Treasury Note	09/22/2015	5,029,791.67	1.000	10/31/2016	5,000,000.00	405	5,000,000.00	0.441	0.447	396
<b>Subtotal and Average</b>						<b>110,185,971.61</b>			<b>110,080,478.81</b>		<b>110,080,478.81</b>	<b>0.153</b>	<b>0.155</b>	<b>72</b>
<b>Net Maturities and Average</b>						<b>110,185,971.61</b>			<b>110,080,478.81</b>		<b>110,080,478.81</b>	<b>0.153</b>	<b>0.155</b>	<b>72</b>





**The Town of Flower Mound**  
**Texas Compliance Details**  
**Sorted by Issuer**  
**September 30, 2015**

Town of Flower Mound  
 2121 Cross Timbers Road  
 Flower Mound, Texas 75028  
 (972)874-6024

CUSIP	Investment #	Fund	Investment Type	Investment Class	Par Value	Maturity Date	Call Date	Current Rate	Market Price	Market Date	Market Value	Book Value
<b>Issuer: Comerica Bank CDs</b>												
385110638777C	980-337	980	Certificates of Deposit - Bank	Held	1,000,000.00	12/29/2015		0.320			1,000,000.00	1,000,000.00
385110638777C	984-339	984	Certificates of Deposit - Bank	Held	1,000,000.00	12/29/2015		0.320			1,000,000.00	1,000,000.00
385110638942C	980-340	980	Certificates of Deposit - Bank	Held	5,000,000.00	01/05/2016		0.320			5,000,000.00	5,000,000.00
385111008400D	980-361	980	Certificates of Deposit - Bank	Held	5,000,000.00	03/24/2016		0.150			5,000,000.00	5,000,000.00
385111201625F	980-358	980	Certificates of Deposit - Bank	Held	5,000,000.00	06/02/2016		0.180			5,000,000.00	5,000,000.00
<b>Subtotal</b>					<b>17,000,000.00</b>						<b>17,000,000.00</b>	<b>17,000,000.00</b>
<b>Issuer: Federal Home Loan Bank</b>												
313375RN9	982-357	982	Federal Agency Coupon Securities	Held	5,000,000.00	03/11/2016		1.000	100.280	09/30/2015	5,014,045.00	5,017,272.73
<b>Subtotal</b>					<b>5,000,000.00</b>						<b>5,014,045.00</b>	<b>5,017,272.73</b>
<b>Issuer: Federal Home Loan Bank</b>												
313384MR7	980-354	980	Federal Agency Disc. -Amortizing	Held	5,000,000.00	10/07/2015		0.152	99.999	09/30/2015	4,999,985.00	4,999,873.33
3130A3QM9	980-355	980	Federal Agency Coupon Securities	Held	5,000,000.00	12/09/2015		0.250	99.999	09/30/2015	4,999,980.00	5,000,283.33
<b>Subtotal</b>					<b>10,000,000.00</b>						<b>9,999,965.00</b>	<b>10,000,156.66</b>
<b>Issuer: Federal National Mortgage Assc</b>												
31398A4M1	982-356	982	Federal Agency Coupon Securities	Held	5,000,000.00	10/26/2015		1.625	100.106	09/30/2015	5,005,300.00	5,005,081.52
<b>Subtotal</b>					<b>5,000,000.00</b>						<b>5,005,300.00</b>	<b>5,005,081.52</b>
<b>Issuer: US Treasury Note</b>												
912828B82	982-360	982	Treasury Coupon Securities	Held	5,000,000.00	02/29/2016		0.250	100.058	09/30/2015	5,002,925.00	5,002,949.22
912828QF0	980-352	980	Treasury Coupon Securities	Held	5,000,000.00	04/30/2016		2.000	101.039	09/30/2015	5,051,950.00	5,050,241.00
912828RM4	980-359	980	Treasury Coupon Securities	Held	5,000,000.00	10/31/2016		1.000	100.644	09/30/2015	5,032,225.00	5,029,791.67
<b>Subtotal</b>					<b>15,000,000.00</b>						<b>15,087,100.00</b>	<b>15,082,981.89</b>
<b>Issuer: TexPool Investment Pool</b>												
SYS980-59	980-59	980	TexPool	Held	10,533,166.13			0.085			10,533,166.13	10,533,166.13
SYS982-61	982-61	982	TexPool	Held	20,469,202.51			0.085			20,469,202.51	20,469,202.51
SYS984-63	984-63	984	TexPool	Held	227,109.71			0.085			227,109.71	227,109.71
SYS336	986-336	986	TexPool	Held	2,931,253.89			0.085			2,931,253.89	2,931,253.89

The Town of Flower Mound  
Texas Compliance Details  
September 30, 2015

CUSIP	Investment #	Fund	Investment Type	Investment Class	Par Value	Maturity Date	Call Date	Current Rate	Market Price	Market Date	Market Value	Book Value
				<b>Subtotal</b>	<b>34,160,732.24</b>						<b>34,160,732.24</b>	<b>34,160,732.24</b>
<b>Issuer: TexSTAR</b>												
SYS334	980-334	980	TexStar	Avail	15,011,025.18			0.099			15,011,025.18	15,011,025.18
SYS238	982-238	982	TexStar	Held	8,908,721.39			0.099			8,908,721.39	8,908,721.39
				<b>Subtotal</b>	<b>23,919,746.57</b>						<b>23,919,746.57</b>	<b>23,919,746.57</b>
				<b>Total</b>	<b>110,080,478.81</b>						<b>110,186,888.81</b>	<b>110,185,971.61</b>



**The Town of Flower Mound**  
**Texas Compliance Details**  
**Sorted by Issuer**  
**August 31, 2015**

Town of Flower Mound  
 2121 Cross Timbers Road  
 Flower Mound, Texas 75028  
 (972)874-6024

CUSIP	Investment #	Fund	Investment Type	Investment Class	Par Value	Maturity Date	Call Date	Current Rate	Market Price	Market Date	Market Value	Book Value
<b>Issuer: Comerica Bank CDs</b>												
385111201625E	980-349	980	Certificates of Deposit - Bank	Held	5,000,000.00	09/02/2015		0.150			5,000,000.00	5,000,000.00
385111008400C	980-350	980	Certificates of Deposit - Bank	Held	5,000,000.00	09/24/2015		0.150			5,000,000.00	5,000,000.00
385110638777C	980-337	980	Certificates of Deposit - Bank	Held	1,000,000.00	12/29/2015		0.320			1,000,000.00	1,000,000.00
385110638777C	984-339	984	Certificates of Deposit - Bank	Held	1,000,000.00	12/29/2015		0.320			1,000,000.00	1,000,000.00
385110638942C	980-340	980	Certificates of Deposit - Bank	Held	5,000,000.00	01/05/2016		0.320			5,000,000.00	5,000,000.00
<b>Subtotal</b>					<b>17,000,000.00</b>						<b>17,000,000.00</b>	<b>17,000,000.00</b>
<b>Issuer: Federal Home Loan Bank</b>												
313375RN9	982-357	982	Federal Agency Coupon Securities	Held	5,000,000.00	03/11/2016		1.000	100.279	08/31/2015	5,013,955.00	5,020,511.36
<b>Subtotal</b>					<b>5,000,000.00</b>						<b>5,013,955.00</b>	<b>5,020,511.36</b>
<b>Issuer: Federal Home Loan Bank</b>												
313384MR7	980-354	980	Federal Agency Disc. -Amortizing	Held	5,000,000.00	10/07/2015		0.152	99.981	08/31/2015	4,999,050.00	4,999,240.00
3130A3QM9	980-355	980	Federal Agency Coupon Securities	Held	5,000,000.00	12/09/2015		0.250	99.998	08/31/2015	4,999,910.00	5,000,408.33
<b>Subtotal</b>					<b>10,000,000.00</b>						<b>9,998,960.00</b>	<b>9,999,648.33</b>
<b>Issuer: Federal National Mortgage Assc</b>												
31398A4M1	982-356	982	Federal Agency Coupon Securities	Held	5,000,000.00	10/26/2015		1.625	100.222	08/31/2015	5,011,100.00	5,011,179.35
<b>Subtotal</b>					<b>5,000,000.00</b>						<b>5,011,100.00</b>	<b>5,011,179.35</b>
<b>Issuer: US Treasury Note</b>												
912828QF0	980-352	980	Treasury Coupon Securities	Held	5,000,000.00	04/30/2016		2.000	101.097	08/31/2015	5,054,880.00	5,057,350.58
<b>Subtotal</b>					<b>5,000,000.00</b>						<b>5,054,880.00</b>	<b>5,057,350.58</b>
<b>Issuer: TexPool Investment Pool</b>												
SYS980-59	980-59	980	TexPool	Held	12,294,442.11			0.072			12,294,442.11	12,294,442.11
SYS982-61	982-61	982	TexPool	Held	26,967,471.90			0.072			26,967,471.90	26,967,471.90
SYS984-63	984-63	984	TexPool	Held	227,093.84			0.072			227,093.84	227,093.84
SYS336	986-336	986	TexPool	Held	2,931,049.08			0.072			2,931,049.08	2,931,049.08
<b>Subtotal</b>					<b>42,420,056.93</b>						<b>42,420,056.93</b>	<b>42,420,056.93</b>

The Town of Flower Mound  
Texas Compliance Details  
August 31, 2015

CUSIP	Investment #	Fund	Investment Type	Investment Class	Par Value	Maturity Date	Call Date	Current Rate	Market Price	Market Date	Market Value	Book Value
<b>Issuer: TexSTAR</b>												
SYS334	980-334	980	TexStar	Avail	20,009,516.34			0.082			20,009,516.34	20,009,516.34
SYS238	982-238	982	TexStar	Held	8,907,993.53			0.082			8,907,993.53	8,907,993.53
				<b>Subtotal</b>	<b>28,917,509.87</b>						<b>28,917,509.87</b>	<b>28,917,509.87</b>
				<b>Total</b>	<b>113,337,566.80</b>						<b>113,416,461.80</b>	<b>113,426,256.42</b>



**The Town of Flower Mound**  
**Texas Compliance Details**  
**Sorted by Fund**  
**September 30, 2015**

Town of Flower Mound  
 2121 Cross Timbers Road  
 Flower Mound, Texas 75028  
 (972)874-6024

CUSIP	Investment #	Fund	Issuer	Investment Class	Par Value	Maturity Date	Call Date	Current Rate	Market Price	Market Date	Market Value	Book Value
<b>Fund: Operating Pooled Fun</b>												
SYS334	980-334	980	TexSTAR	Avail	15,011,025.18			0.099			15,011,025.18	15,011,025.18
SYS980-59	980-59	980	TexPool Investment Pool	Held	10,533,166.13			0.085			10,533,166.13	10,533,166.13
313384MR7	980-354	980	Federal Home Loan Bank	Held	5,000,000.00	10/07/2015		0.152	99.999	09/30/2015	4,999,985.00	4,999,873.33
3130A3QM9	980-355	980	Federal Home Loan Bank	Held	5,000,000.00	12/09/2015		0.250	99.999	09/30/2015	4,999,980.00	5,000,283.33
385110638777C	980-337	980	Comerica Bank CDs	Held	1,000,000.00	12/29/2015		0.320			1,000,000.00	1,000,000.00
385110638942C	980-340	980	Comerica Bank CDs	Held	5,000,000.00	01/05/2016		0.320			5,000,000.00	5,000,000.00
385111008400D	980-361	980	Comerica Bank CDs	Held	5,000,000.00	03/24/2016		0.150			5,000,000.00	5,000,000.00
912828QF0	980-352	980	US Treasury Note	Held	5,000,000.00	04/30/2016		2.000	101.039	09/30/2015	5,051,950.00	5,050,241.00
385111201625F	980-358	980	Comerica Bank CDs	Held	5,000,000.00	06/02/2016		0.180			5,000,000.00	5,000,000.00
912828RM4	980-359	980	US Treasury Note	Held	5,000,000.00	10/31/2016		1.000	100.644	09/30/2015	5,032,225.00	5,029,791.67
				<b>Subtotal</b>	<b>61,544,191.31</b>						<b>61,628,331.31</b>	<b>61,624,380.64</b>
<b>Fund: Capital Projects Poo</b>												
SYS982-61	982-61	982	TexPool Investment Pool	Held	20,469,202.51			0.085			20,469,202.51	20,469,202.51
SYS238	982-238	982	TexSTAR	Held	8,908,721.39			0.099			8,908,721.39	8,908,721.39
31398A4M1	982-356	982	Federal National Mortgage Assc	Held	5,000,000.00	10/26/2015		1.625	100.106	09/30/2015	5,005,300.00	5,005,081.52
912828B82	982-360	982	US Treasury Note	Held	5,000,000.00	02/29/2016		0.250	100.058	09/30/2015	5,002,925.00	5,002,949.22
313375RN9	982-357	982	Federal Home Loan Bank	Held	5,000,000.00	03/11/2016		1.000	100.280	09/30/2015	5,014,045.00	5,017,272.73
				<b>Subtotal</b>	<b>44,377,923.90</b>						<b>44,400,193.90</b>	<b>44,403,227.37</b>
<b>Fund: Debt Service Reserve</b>												
SYS984-63	984-63	984	TexPool Investment Pool	Held	227,109.71			0.085			227,109.71	227,109.71
385110638777C	984-339	984	Comerica Bank CDs	Held	1,000,000.00	12/29/2015		0.320			1,000,000.00	1,000,000.00
				<b>Subtotal</b>	<b>1,227,109.71</b>						<b>1,227,109.71</b>	<b>1,227,109.71</b>
<b>Fund: Riverwalk Public Imp</b>												
SYS336	986-336	986	TexPool Investment Pool	Held	2,931,253.89			0.085			2,931,253.89	2,931,253.89
				<b>Subtotal</b>	<b>2,931,253.89</b>						<b>2,931,253.89</b>	<b>2,931,253.89</b>
				<b>Total</b>	<b>110,080,478.81</b>						<b>110,186,888.81</b>	<b>110,185,971.61</b>



**The Town of Flower Mound**  
**Texas Compliance Details**  
**Sorted by Fund**  
**August 31, 2015**

Town of Flower Mound  
 2121 Cross Timbers Road  
 Flower Mound, Texas 75028  
 (972)874-6024

CUSIP	Investment #	Fund	Issuer	Investment Class	Par Value	Maturity Date	Call Date	Current Rate	Market Price	Market Date	Market Value	Book Value
<b>Fund: Operating Pooled Fun</b>												
SYS334	980-334	980	TexSTAR	Avail	20,009,516.34			0.082			20,009,516.34	20,009,516.34
SYS980-59	980-59	980	TexPool Investment Pool	Held	12,294,442.11			0.072			12,294,442.11	12,294,442.11
385111201625E	980-349	980	Comerica Bank CDs	Held	5,000,000.00	09/02/2015		0.150			5,000,000.00	5,000,000.00
385111008400C	980-350	980	Comerica Bank CDs	Held	5,000,000.00	09/24/2015		0.150			5,000,000.00	5,000,000.00
313384MR7	980-354	980	Federal Home Loan Bank	Held	5,000,000.00	10/07/2015		0.152	99.981	08/31/2015	4,999,050.00	4,999,240.00
3130A3QM9	980-355	980	Federal Home Loan Bank	Held	5,000,000.00	12/09/2015		0.250	99.998	08/31/2015	4,999,910.00	5,000,408.33
385110638777C	980-337	980	Comerica Bank CDs	Held	1,000,000.00	12/29/2015		0.320			1,000,000.00	1,000,000.00
385110638942C	980-340	980	Comerica Bank CDs	Held	5,000,000.00	01/05/2016		0.320			5,000,000.00	5,000,000.00
912828QF0	980-352	980	US Treasury Note	Held	5,000,000.00	04/30/2016		2.000	101.097	08/31/2015	5,054,880.00	5,057,350.58
				<b>Subtotal</b>	<b>63,303,958.45</b>						<b>63,357,798.45</b>	<b>63,360,957.36</b>
<b>Fund: Capital Projects Poo</b>												
SYS982-61	982-61	982	TexPool Investment Pool	Held	26,967,471.90			0.072			26,967,471.90	26,967,471.90
SYS238	982-238	982	TexSTAR	Held	8,907,993.53			0.082			8,907,993.53	8,907,993.53
31398A4M1	982-356	982	Federal National Mortgage Assc	Held	5,000,000.00	10/26/2015		1.625	100.222	08/31/2015	5,011,100.00	5,011,179.35
313375RN9	982-357	982	Federal Home Loan Bank	Held	5,000,000.00	03/11/2016		1.000	100.279	08/31/2015	5,013,955.00	5,020,511.36
				<b>Subtotal</b>	<b>45,875,465.43</b>						<b>45,900,520.43</b>	<b>45,907,156.14</b>
<b>Fund: Debt Service Reserve</b>												
SYS984-63	984-63	984	TexPool Investment Pool	Held	227,093.84			0.072			227,093.84	227,093.84
385110638777C	984-339	984	Comerica Bank CDs	Held	1,000,000.00	12/29/2015		0.320			1,000,000.00	1,000,000.00
				<b>Subtotal</b>	<b>1,227,093.84</b>						<b>1,227,093.84</b>	<b>1,227,093.84</b>
<b>Fund: Riverwalk Public Imp</b>												
SYS336	986-336	986	TexPool Investment Pool	Held	2,931,049.08			0.072			2,931,049.08	2,931,049.08
				<b>Subtotal</b>	<b>2,931,049.08</b>						<b>2,931,049.08</b>	<b>2,931,049.08</b>
				<b>Total</b>	<b>113,337,566.80</b>						<b>113,416,461.80</b>	<b>113,426,256.42</b>